

Performance Report for [PROVIDER NAME] – SFY2018 P2P Grants

Project and Provider Overview

Pathways to Prosperity (P2P) projects are designed for adults who traditionally face multiple barriers to employment, and who are in need of enhanced educational and supportive services to be successful in securing long-term family sustaining wages. In SFY 18 P2P Projects served 3,022 participants. Of those:

P2P Participants from Communities of Color	P2P Participants who are Homeless	P2P Participants who are Disabled	P2P Participants who are Immigrants/Refugees
77%	16%	12%	31%

In State Fiscal Year 2018, [INSERT SPECIFICS ABOUT PROVIDER ACTIVITIES DURING SFY 2018].

What Traditional Metrics tell us about Provider Performance

[INSERT SUMMARY ANALYSIS OF DATA FROM BACK PAGE].

How the Provider talks about their Performance





This section relies on information from the provider.

The performance management team does not have that information and therefore this section is blank.

It is our understanding that the ETP division will develop a process to complete this section in coordination with the provider.

Initial Metrics: Number Served & Training Engagement

Program	Project	Number Served	Percent Enrolled in Training
All P2P	ALL	3,022	81%
PROVIDER	Provider Project Name		

Color Coding Key	
	= P2P Average
	= Exceeds P2P Average
	= Meets P2P Average
	= Below P2P Average

Exit Metrics: Percent Exited, Training Outcomes and Enrollment Duration

Program	Project	Percent Exited into Labor Force	Percent Completed Training	Percent Earned a Credential	Median Enrollment Duration (Months)
All P2P	ALL	74%	72%	47%	10.0
PROVIDER	Provider Project Name				

Employment Metrics: Percent Employed Before Enrollment, 90 Days after Exit, and 3 & 8 Quarters after Exit

Program	Project	Percent Employed Prior to Enrollment	Percent Employed 1st Quarter After Exit	Percent Employed for 3 Quarters After Exit	Percent Employed for 8 Quarters After Exit
All P2P	ALL	67%	70%	60%	48%
PROVIDER	Provider Project Name				

Employment Metrics: Percent Employed Before Enrollment, 90 Days after Exit, and 3 & 8 Quarters after Exit

Program	Project	Median Wage Prior to Enrollment	Median Wage in 1st Quarter After Exit	Median Wage in 3 Quarters After Exit	Median Wage in 8 Quarters After Exit
All P2P	ALL	\$12.14	\$14.79	\$15.52	\$15.94
PROVIDER	Provider Project Name				