




Workforce Development, Inc.

Serving career seekers & employers
throughout Southeast Minnesota

The Plan



Many names, many portions, all one goal- guiding the way!



idea objective lmi education
employment individual
training strategy aspiration
intent service iss target
iep strengths experience
completion barriers goal plan
recommendation
outlook assessment

Required Components



What all do I need to include?

Participants full, legal name (including middle name)

Workforce
DEVELOPMENT, INC.
*The Workforce Development Board
of Southeast Minnesota*

Individualized Service Strategy

First Name: Kelli Middle Name: Jo Last Name: Kunkel

Phone, Program and Employment Goal

Phone: 507-123-4567 Program: WIOA OSY Employment Goal: Nursing- LPN





What all do I need to include?

Objective Assessments

- their history and why they're prepared for their plan now

Assessment/Background Information:

Education/Training: High school drop out, has connected with local ABE and is beginning GED prep.

Work Experiences: Currently works part time as a dietary aide at St. Marks nursing home. Has worked in restaurants and retail settings previously.

Other Factors (Barriers/Strengths): Currently pregnant, due in July. Has family available for childcare but would like help finding other options as well. Has family support when needed. Expressed concern over math skills, discussed resources for math assistance.

Formal Assessments- Reading/Math and Interest

Assessment: Wonderlic GAIN math = 8th grade level, reading = 10th grade level
Completed Strong interest inventory--Holland theme code = SEC (social, enterprising, conventional). Nursing and healthcare services indicated as areas of interest in survey results.



Required Components



What all do I need to include?

Labor Market Information: Why does this employment make sense?

Future Employment Goal & Outlook	
Descriptive Employment Goal: FT LPN in Labor and Delivery Unit	
Expected Starting Salary: \$ <small>23.89</small> <input checked="" type="checkbox"/> Hourly <input type="checkbox"/> Annual	Current Labor Market Information (LMI) for this occupation: Percent Change: 9% Please attach current LMI.
What specific skills are needed to help you meet your employment goal?	
Medicine, biology, psychology, being aware of others, helping others, dedicated to on going education	



Required Components



What all do I need to include?

Plan:

Plan of Action: Work on GED prep courses and complete GED exams in June. Enroll in Riverland for September 2023 LPN start.
 Complete LPN coursework during 2023-2024 academic year and sit for the LPN exams in spring of 2024. Obtain LPN employment.
 While in school Kelli will work part time as a dietary aide to help cover living expenses. Support dollars may be available as needed.

Recommended Services:

Recommended Services To Reach Goal:

All participants will receive career counseling and job placement assistance.

The participant also needs:

	Expected Completion Date	Actual Completion Date
<input checked="" type="checkbox"/> Assessment	3/01/2023	3/03/2023
<input checked="" type="checkbox"/> Basic Skills/GED	June 30 2023	
<input checked="" type="checkbox"/> Classroom Training	05/31/2024	
<input type="checkbox"/> Job Search Class/Job Club		
<input type="checkbox"/> OJT (Subsidized Work Experience)		
<input checked="" type="checkbox"/> Other <u>LPN job search</u>	12/31/2024	
<input type="checkbox"/> Referrals To: _____		

Support Services Needed: Child Care Transportation Miscellaneous
 (As funding allows)

Classroom Training Assistance Needed: Tuition Books Fees
 (As funding allows)



Required Components



What all do I need to include?


Living Document - Life Changes, Plans Change

Change in Plans: Kelli withdrew from anatomy and physiology. She will re-take it another semester that has less of a work load. This will push her anticipated graduation back to summer of 2024

Participant Signature _____ Date 10/01/2022 Counselor Signature _____ Date 10/01/2022

Change in Plans: _____


Participant Signature _____ Date _____ Counselor Signature _____ Date _____





ISS Facts

- The ISS can be developed on paper and retained in the client file. This is what we do- paper and then upload to EDS
- Workforce One has the capability for a counselor to develop and maintain an ISS online
- An Individualized Education Plan (IEP) developed by a school district can be used if the goals and objectives are relevant with the WDA goals





Final Thoughts

- The ISS is a living document that will likely be revisited and adjusted by the participant and/or the counselor.
- Be sure to check with your manager to find out specific requirements, forms, areas of emphasis, etc.
- While the forms and procedures may differ from agency to agency, the overarching goal is to set realistic goals that are achievable for the participant.



contact



picture

Name: Beth Christensen

Em a il: bchristensen@wdimn.org

Phone: 507-821-1002

www.workforcedevelopmentinc.org