



*Minnesota's Career Resource*



One Minnesota. 

# CareerForce.MN.Gov updates

April 22, 2026

# Announcement!

- **MinnesotaWorks.net will be retired on June 10, 2026**
- This is what was previously on MinnesotaWorks.net and will now be on CareerForce.MN.gov:
  - Event and appointment scheduling
  - Job seeker account creation
  - Resume builder
  - Job posting  
(CareerForce.MN.gov/post-a-job)



*The key features of MinnesotaWorks.net will be launched on CareerForce.MN.gov 6/10/26, and MinnesotaWorks.net will move into a much-deserved retirement.*

# Thank you for your engagement!

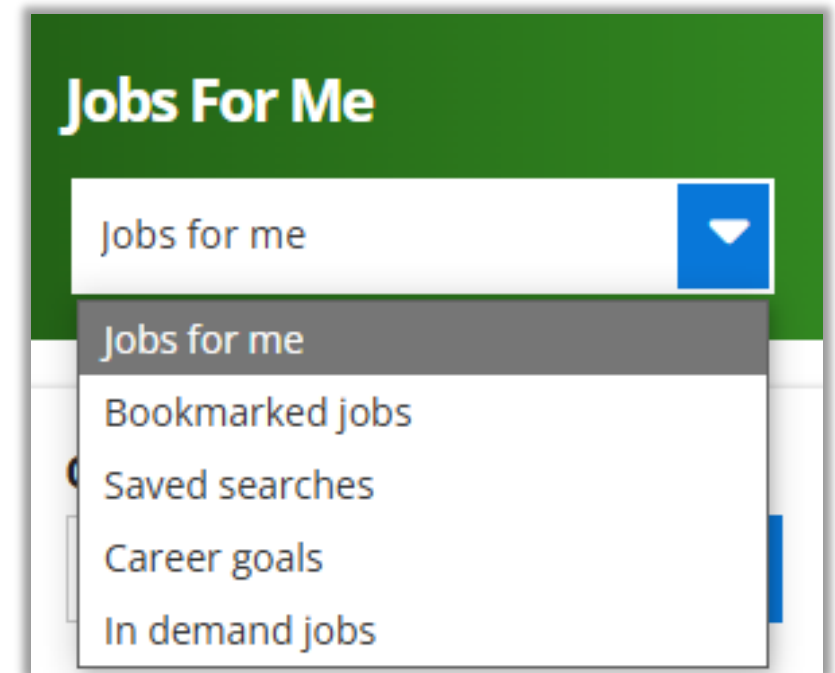
- Ongoing Project Update / Sprint Demos
  - Average ~90 attendees per update
  - Next update: 5/27/26
- Maintaining ongoing communication channels
  - Regular updates to MinnesotaWorks.net replacement project webpage
  - Utilizing GovDelivery list
  - Interest / engagement form
- Baseline survey for MinnesotaWorks.net developed with PTM
  - Employer survey was open 5/12/25-5/30/25
  - Staff/partner survey was open 8/12/25-9/5/25
  - Job seeker survey was open 10/6/25-10/31/25



# Job Search enhancements

We integrated our tools and resources into the job search.

- More powerful filtering and sorting options
- Customers can read full job descriptions without leaving the page
- Embeds advertisements for interest assessments and 1:1 appointments with CareerForce staff into the job search
- Create saved searches based on a customer's selected career goal
- Search results for top 10 in-demand professions in a customer's region



# Job Search comparison

## Previous:

The previous interface features a blue header with the text "Job Search". Below the header is a search bar with two input fields: "Search by job title, keyword or company" and "Location". The search bar is followed by a green "Search jobs" button. Below the search bar, the text "Search results 1-10 of 500" is displayed. The search results are listed in a vertical column, each with a job title, company name, and a "View job" link. The first result is "All Minnesota Jobs" by California Closets, posted 1 month ago. The second result is "Recovery Specialist- All Shifts" by Meridian Behavioral Health, posted 17 days ago. The third result is "CNA/NAR all shifts" by Greenwood Connections, posted 29 days ago.

## Current:

The current interface has a white background with a blue header containing the text "Job Search". Below the header is a search bar with three input fields: "Keyword" (Title, Company or Description), "Location" (City, State or ZIP code), and "Distance" (20 miles). The search bar is followed by a blue "Search" button and a "Reset" button. Below the search bar, the text "Showing 500 jobs" is displayed, followed by a "Sort by: Date Posted" dropdown menu. The search results are displayed in a grid format. The first result is "Infrastructure & Capital Projects - Engineering Document Management Consultant" by Accenture, located in Minneapolis, MN. The job description is partially visible: "Job Description This role can sit anywhere in the US as long as it is near an Accenture Corporate Office We are: We are Industry X: We embed innovation, intelligence, and sustainability in the way the world makes things and the things it makes. Indus..". The second result is "Lab Technician" by Actalent, located in Minneapolis, MN. The job description is partially visible: "Lab Technician Job Description Performs laboratory tests or other laboratory work using conventional and computerized machines and work aids. Performs laboratory work and tests according to prescribed standards.".

# Streamlined employer experience

- Simplified the job posting experience for employers and 3rd party posters
- New employer vetting workflow that improved security and reduced complexity for employers

The image displays two overlapping screenshots of the CareerForce web application. The background screenshot shows the 'Preview Job Order' page for Job ID 14944555. It features a navigation menu on the left with options like 'Edit Account Information', 'Manage Job Orders', and 'Post a Job Order'. The main content area is divided into sections: 'Required' (with sub-sections for Job Location, How to Apply, and Job Information), and 'Optional' (with a sub-section for Candidate Requirements). The 'Candidate Requirements' section lists 'Salary Offered', 'Physical Required', 'Drug Testing Required', 'Education Required', and 'Experience Required', all currently set to 'Unspecified'. At the bottom, there are buttons for 'Print/Save/PDF', 'Print/Save/Word Document', 'Delete and Start Over', 'Post on Internet', and 'Back To List'. A large blue arrow points from the 'Job Information' link in the preview to the 'Create Job' form in the foreground.

The foreground screenshot shows the 'Create Job' form. It includes the following fields and sections:

- Job Posting Options:**
  - Employer \* (dropdown menu)
  - Scheduled Publish Date (mm/dd/yyyy)
  - Visa Program (dropdown menu)
  - Days Visible \* (input field)
- Job Description:**
  - Job Title \* (input field)
  - Job Reference ID (input field)
  - Place of Work \* (radio buttons for On-site, Remote, Hybrid)
  - Job Location \* (input field)

# Resume builder updates

## Previous (MinnesotaWorks.net)

**Job History/Duties**

• Required field

Enter the name of the company or organization you worked for. Enter the title of the job you held. Enter a description of your job duties, including the skills you used at that job. Enter the month and year you started, and the month and year this job ended OR the number of months of experience.

• Employer Name

• Job Title

• Job Duties and Skills (Once you have entered skills and duties of the job, select Words You Can Use.)

Type in a detailed description of the duties and the skills utilized in this position.

Words You Can Use

You may enter up to 2000 characters. 2000 remaining.

• City

State/Province

## Current (CareerForce.MN.gov)

**SECTIONS**

- ✓ Contact Information
- ✓ Summary
- ✓ Skills
- 4 Experience**
- 5 Education
- 6 Review

[Go to previous step](#)

### MY MASTER RESUME

## Experience

Fill out the form below to add information about your professional experience. You can enter information about multiple professional experiences, and you can add job duties and accomplishments for each experience you enter.

After you select "Save and continue," the information you entered will display on your Resume Preview.

**Tips**

Company:  Location:

Job title:

Start date:   End date:

This is my current job

#### Need help writing strong skills statements for each experience?

Get tips from our award-winning Creative Job Search guide.

[Learn more](#)

#### Need more personalized help

#### Resume Preview

**Jean Doe**  
Duluth, MN  
555-555-5555 • jdoe@gmail.com  
LinkedIn: <https://www.linkedin.com/in/jean.doe>  
Portfolio: <https://www.pardot.com/jean.doe>

**SUMMARY**

Experienced Planner/Coordinator with extensive knowledge of inventory control and online inventory systems. Recognized by management for innovation and initiative in implementing JIT techniques, as well as interdepartmental communications and supervisory skills.

**SKILLS**

- Inventory control
- JIT techniques
- Supervision
- Online inventory systems
- Interdepartmental communications
- ERP software

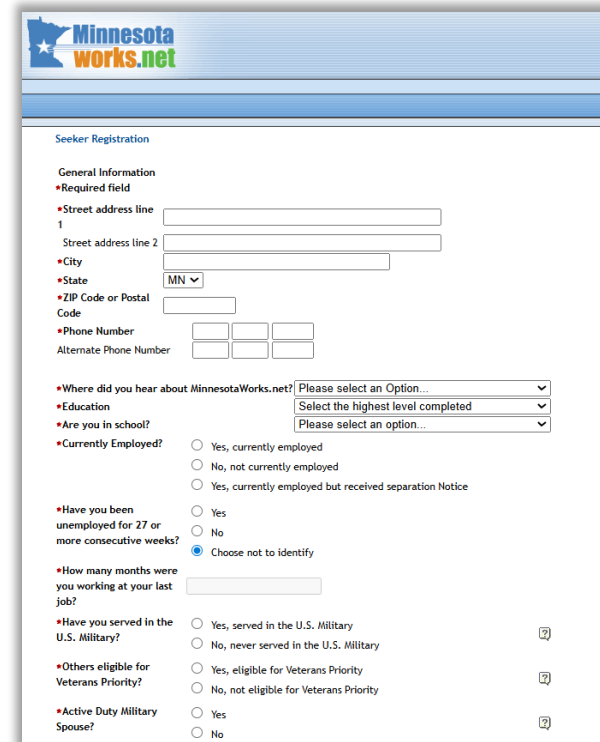
**EDUCATION**

**Note:** Your printed resume may differ slightly from the preview.

# Enhanced job seeker experience

- Registration is connected to Unemployment Insurance and Workforce One to save job seekers from repetitive data entry
- Tiered registration allows job seekers to only enter data that is required for each service they access
- Streamlined event and appointment scheduling

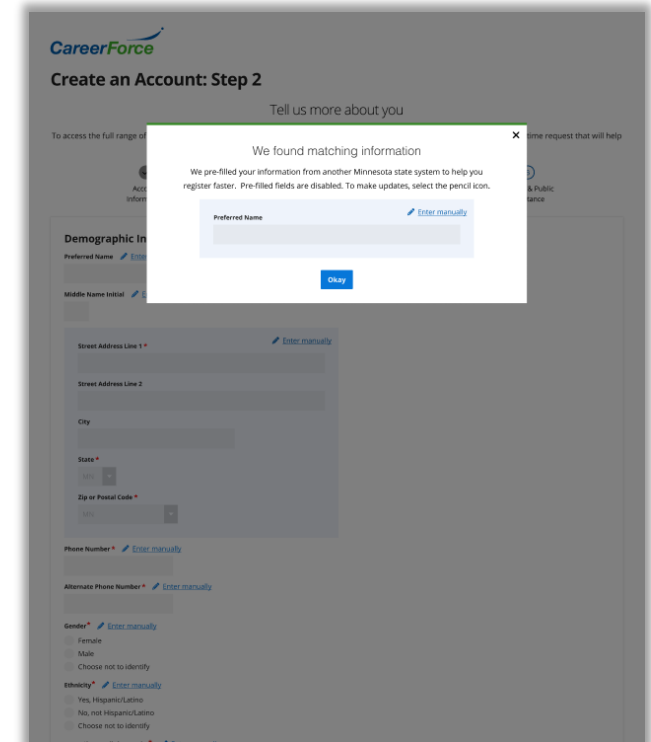
Before



The screenshot shows the 'Seeker Registration' form on MinnesotaWorks.net. It is a long, multi-step form with many required fields. The 'General Information' section includes fields for Street address line 1, Street address line 2, City, State (MN), ZIP Code or Postal Code, Phone Number, and Alternate Phone Number. Below this are several dropdown menus for 'Where did you hear about MinnesotaWorks.net?', 'Education', and 'Are you in school?'. There are also radio button options for 'Currently Employed?' and 'Have you been unemployed for 27 or more consecutive weeks?'. The form is cluttered and appears to require a lot of manual data entry.

*The current registration process in MinnesotaWorks.net is a pain point for users due to its length. Users already connected to other MN state systems have expressed frustration at having to re-enter responses.*

After

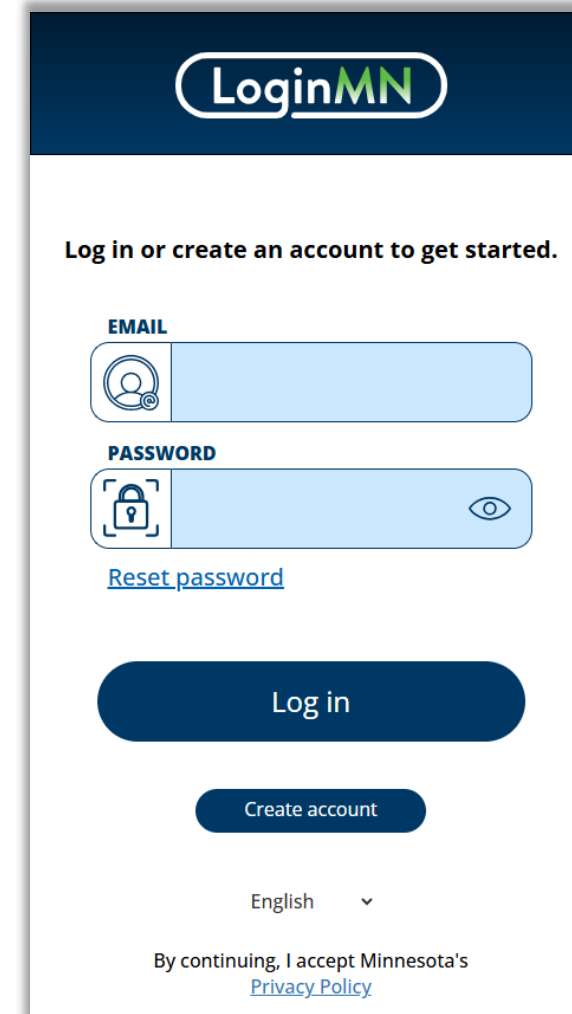


The screenshot shows the 'Create an Account: Step 2' process on CareerForce. A modal window titled 'We found matching information' is displayed, indicating that the system has pre-filled the user's information from another Minnesota state system. The modal includes a 'Preferred Name' field and an 'Enter manually' link. The background shows a registration form with fields for Demographic Information, Street Address Line 1, Street Address Line 2, City, State, Zip or Postal Code, Phone Number, and Alternate Phone Number. The form is more streamlined and user-friendly than the previous version.

*Designs for the future job seeker registration process include a data matching process that can populate shared fields if the user has already completed the field in another MN state system.*

# Job seeker registration updates: LoginMN

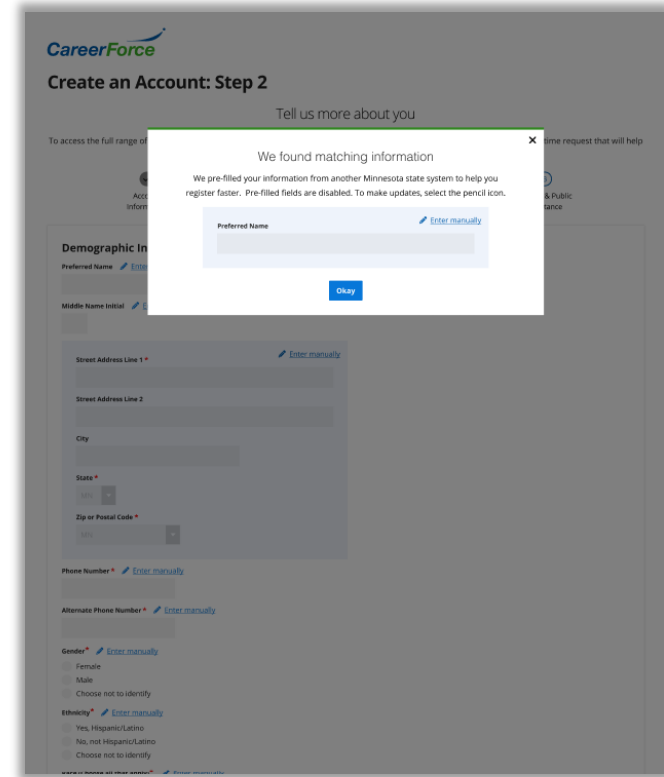
- **Goal:** Provide a single sign-on solution so job seekers don't have to manage as many passwords for MN state systems
- Job seekers will manage email and password information in LoginMN
- CareerForce Information & Assistance team will be the first stop for LoginMN questions and support



The screenshot shows the LoginMN login and registration interface. At the top, the 'LoginMN' logo is displayed in a dark blue header. Below the header, the text 'Log in or create an account to get started.' is centered. The form consists of two input fields: 'EMAIL' with a person icon and 'PASSWORD' with a lock icon and a toggle eye icon. A 'Reset password' link is located below the password field. Two buttons are present: a large dark blue 'Log in' button and a smaller dark blue 'Create account' button. At the bottom, there is a language selector set to 'English' with a dropdown arrow, and a footer statement: 'By continuing, I accept Minnesota's Privacy Policy' with a link to the policy.

# Job seeker registration updates: Auto population

- **Goal:** Give job seekers the option to pre-fill fields they have already completed for MinnesotaWorks.net, Unemployment Insurance, or Workforce One, reducing the number of fields they need to complete manually
- Job seekers will be able to update pre-filled fields, or complete registration manually if they choose



The image shows a screenshot of a web form titled "Create an Account: Step 2" from CareerForce. The form is for "Tell us more about you" and includes fields for "Preferred Name", "Middle Name Initial", "Street Address Line 1", "Street Address Line 2", "City", "State", "Zip or Postal Code", "Phone Number", "Alternate Phone Number", "Gender", and "Ethnicity". A modal popup is displayed over the form, stating "We found matching information" and "We pre-filled your information from another Minnesota state system to help you register faster. Pre-filled fields are disabled. To make updates, select the pencil icon." The popup includes a "Preferred Name" field with a pencil icon and an "Enter manually" link, and a "Done" button.

*Designs for future job seeker registration include a data matching process that can populate shared fields if the user has already completed the field in MinnesotaWorks.net, Unemployment Insurance, or Workforce One.*

# Job seeker registration updates: Tiered registration




- **Goal:** Only ask job seekers to enter the information necessary for the feature or service they wish to access
  - **Tier 1** includes self-service activities such as bookmarking a job/saving a job search, managing resumes, and saving assessment results
  - **Tier 2** includes access of provided services such as booking appointments and registering for workshops

# Job seeker registration updates: Account pages

- **Goal:** Make it easy for job seekers to access their event and appointment registration details
- Staff with appropriate permissions will also be able to check this on a job seeker's behalf
- List of event and appointment registrations will be printable

Dashboard My Profile My Goals & Experience My Resumes **My Events & Appointments**

## My Events & Appointments

Upcoming 

### Appointments

Date & Time	Event Name	Location	Status	Format
9/4/2024, 1:00 p.m. - 1:30 p.m.	Appointment	Video Call	Registered	Video Call

### Events

Date & Time	Event Name	Location	Status	Format
9/5/2024, 10:00 a.m. - 10:30 a.m.	Job Club	540 Fairview Avenue North St. Paul, MN 55104	Registered	In Person
9/9/2024, 2:00 p.m. - 3:00 p.m.	Dislocated Worker Informational Session	777 East Lake Street Minneapolis, MN 55407	Registered	In Person

Cancel or Update

### Past

#### Appointments

Date & Time	Event Name	Location	Status	Format
8/5/2024, 9:00 a.m. - 9:30 a.m.	Appointment	540 Fairview Avenue North St. Paul, MN 55104	Registered	Phone
8/7/2024, 11:00 a.m. - 11:30 a.m.	Appointment	Video Call	Registered	Video Call

#### Events

Date	Event Name	Location	Status	Format
8/27/2024, 9:00 a.m. - 11:00 a.m.	Job Club	540 Fairview Avenue North St. Paul, MN 55104	Attended	In Person
8/19/2024, 11:00 a.m. - 12:00 p.m.	Creative Job Search: Career Planning and Preparing for the Job Hunt	777 East Lake Street Minneapolis, MN 55407	Registered	In Person

# MinnesotaWorks.net Replacement Overview

## **Mission: Help Minnesotans find jobs**

### **Goal: Replace MinnesotaWorks.net**

- Create one easy-to-use website that can help Minnesota job seekers find jobs
- Help Minnesotans find the resources that can help them overcome barriers to employment
- Fulfill regulatory requirements for providing a labor exchange

### **Goal: Enhance & Maintain CareerForce.MN.gov**

- CareerForce.MN.gov will be enhanced to support the job seeker's experience with the CareerForce system

# Up next: Streamlining job seeker entry points

**The superior user experience and configurability of CareerForce.MN.gov will allow DEED to consolidate job seeker programs and services on one site.**

For example, we've secured funding from the MJSP Board to retire Career & Education Explorer and move the Eligible Training Provider List and other functionality into CareerForce.MN.gov.

Career and Education Explorer Home Labor Market Information About FAQ

### Career and Education Explorer shows Minnesota's Eligible Training Provider List (ETPL).

The ETPL is a state-approved list of training programs. The list aims to assist unemployed and underemployed individuals enhance their job skills at no cost to the individual. Check with your local [CareerForce location](#) for eligibility.

**Search for education by Keyword**

Keyword, topic, location, institution, etc. **Education Search**

Other options to search:

**Education Advanced Search** **Full List of WIOA Certified Training**

**Explore careers by Keyword**

Learn about the demand, typical pay and other details for Minnesota careers.

Keyword, job title, description, etc. **Career Search**

Other options to search:

**Career Advanced Search**



Home > For Career Seekers > Even More Resources > Trainings

### Trainings

**INDUSTRY**

- Business Services
- Construction
- Education Services
- Health Care and Social Assistance
- Informational Technology
- Manufacturing
- Natural Resources
- Public Sector
- Services Sector

**FORMAT**

- In-Person
- Online
- Hybrid

**DATE RANGE**

From  To

**Filter**

**Keyword**  **Location**  **Distance**  **Apply** **Reset**

Showing 33 events [Sort by: Date](#)

**Accelerated Welding Class Winona**

**Automotive Technician Training**

**Microsoft Office Essentials - Word, PowerPoint, & Excel**

# Cutover Communications Overview – Heather Anderson

- **Communications with staff and partners**

- Labor exchange replacement updates ongoing for more than two years
- Increased frequency, more resources shared in recent months
- Trainings set for June- Dates and Invites will be sent out soon!

- **Communications with job seekers**

- GovDelivery emails started this month to those with resumes on MinnesotaWorks.net
- Change is coming social posts starting closer to cutover
- Various handout, web and video resources created/in development

- **Communications with employers**

- GovDelivery emails ongoing since last year, stepped up recently in frequency and urgency of message
- Message communicated in other ways as well
- Various handout and web resources created

**Change is Coming!**

MinnesotaWorks.net retires June 10, 2026



**Make the move to  
CareerForce.MN.gov**

**CareerForce™**  
Minnesota's Career Resource

# Unemployment Insurance Script Change

- New Script has started!
- Still asking applicants to register on Minnesotaworks.net
- No longer advising to post a resume on Minnesotaworks.net
- Asking applications to post a resume on CareerForce.MN.Gov
  - Must create an account to do so.
  - Please make sure you have an active account on CareerForce.MN.Gov

# About the My Resumes page

The screenshot shows the CareerForce website interface. At the top, there is a navigation bar with the CareerForce logo, a language dropdown set to 'English', and links for 'Connect with CareerForce', 'For Employers', 'For Staff and Partners', 'Log out', and 'My account' (highlighted with a yellow box). A search bar is located to the right of these links. Below the navigation bar, there are dropdown menus for 'Find a Job', 'Job Loss Resources', 'Job Search Tools', 'Education and Training', and 'Resources for'. The user's name 'Heather' is displayed on the left, and a location dropdown shows 'Eagan, MN 55121'. A secondary navigation bar contains 'Dashboard', 'My Profile', 'My Goals & Experience', and 'My Resumes' (highlighted with a yellow box). The main content area is divided into three columns: 'My Favorites' (with a star icon and the text 'You haven't selected any favorites.'), 'My Favorite Organizations' (with a grid icon), and 'Quick Links' (with a wrench icon). The 'Quick Links' section lists several resources: 'Training Program Finder', 'Job Fair Calendar', 'Compare Skills', 'Employment Readiness Assessment', 'Resume Builder', 'Virtual & Interactive Services for Career Seekers', and 'Minnesota Unemployment Insurance (UI) Program'. Below these columns is a 'Jobs For Me' section (with a briefcase icon) containing 'Saved searches' and 'Bookmarked jobs', each with an upward-pointing arrow.

Select "My Account:

Located on your Dashboard "My Resumes"

# About the My Resumes page

1 – Master Resume,  
created in the resume  
builder

2 – Tailored Resumes,  
created in the resume  
builder

3 – Uploaded Resumes,  
uploaded from a device

## My Resumes

Resumes you've built or uploaded in the resume builder will be saved here. You can save one Master Resume, create up to five Tailored Resumes, and store up to five uploaded resumes at a time.

### Master Resume

[My Master Resume](#)

08/27/2025 ⋮

### Tailored Resumes

[ABC, Inc. Resume](#)

08/29/2025 ⋮

[U of M Logistics Instructor Resume](#)

08/29/2025 ⋮

[Logistics Planner Resume](#)

08/29/2025 ⋮

[Create a resume](#)

### Uploaded Resumes

[Jean Doe ABC Inc Resume.pdf](#)

09/03/2025 ⋮

[Jean Doe Logistics Resume.docx](#)

09/03/2025 ⋮

[Upload a resume](#)

**Note:** CareerForce Staff are better able to assist with resumes uploaded in a Word document.

# Resume types: Master resume

- What is a master resume
- First resume someone creates in resume builder will always be their master resume
- 1 master resume per account; can be edited, deleted, built new again
- After creating a master resume, have option to download and/or create tailored resumes

## Master Resume

Use our resume builder to craft a master resume that you can use to store all your information related to your professional experience. You can use this to produce additional resumes that are targeted towards a specific job once you're done!

[+ Build your master resume](#)

The screenshot displays the 'MY MASTER RESUME' interface. On the left, a 'SECTIONS' sidebar lists: Contact Information (checked), Summary, Skills, Experience, Education, and Review. The main area is titled 'Contact Information' and includes instructions: 'Fill out the form below to add your contact information to your resume. After you select "Save and continue," the information you entered will display on your Resume Preview.' Below this is a 'Tips' section with an upward arrow. The form fields are: First name (Jean), Last name (Doe), City (Duluth), State (Minnesota dropdown), Email address (jdoe@gmail.com), and Phone (555-555-5555). On the right, a 'Resume Preview' box shows a simplified version of the resume with sections for SUMMARY, SKILLS, EXPERIENCE, and EDUCATION. A note below the preview states: 'Note: Your printed resume may differ slightly from the preview.'

# Resume types: Tailored (Targeted) resume

- What is a tailored resume
- How tailored resumes work in resume builder
- Up to 5 tailored resumes per account; can be edited, deleted, built new/cloned from another resume build resume again
- Can download tailored resumes

## Craft your tailored resume in just a few steps!

We'll help you craft a tailored resume, starting with the information we've copied from your master resume.

Resume Title \*

Logistics Planner Resume

1. Section by section, you'll be able to review and revise the information we've copied from your master resume.
2. Use our helpful tips and advice to write a resume that's targeted to a particular job or career goal.
3. Name your newly tailored resume and save it to your My Resumes page. You'll be able to download, edit, and copy this resume as needed.

Save and continue →

# Resume types: Uploaded resume

- Resumes can be uploaded and stored to accounts in their original formats (no importing at this time)
- Word, PDF, and Text documents can be uploaded, up to 10MB per file
- Up to 5 uploaded resumes can be stored on one account
- Uploaded resumes can be downloaded as-is

### Uploaded Resumes

<a href="#">Jean Doe Logistics Resume.docx</a>	09/04/2025	⋮
<a href="#">Jean Doe ABC Inc Resume.pdf</a>	09/04/2025	⋮

[Upload a resume](#)

**Note:** CareerForce Staff are better able to assist with resumes uploaded in a Word document.

# Accessing job seeker resumes

- From your Dashboard select **Job Seeker Lookup** under Quick Links

The screenshot shows the CareerForce user dashboard for a user named Heather. The top navigation bar includes the CareerForce logo and menu items: Find a Job, Job Loss Resources, Job Search Tools, and Education and Training. Below the user name, there is a navigation menu with 'Dashboard' highlighted in yellow. The main content area is divided into several sections: 'My Favorites' (empty), 'My Favorite Organizations' (empty), 'My Organizations' (with links for Staff and Partner Page and CareerForce), 'Quick Links' (with links for Staff and Partner Page, Training Program Finder, Job Fair Calendar, and Job Seeker Lookup, which is highlighted in yellow), and 'Jobs For Me' (with sections for Saved searches and Bookmarked jobs).

# Accessing job seeker resumes

- Search for the job Seekers account then Select My Resumes

## Job Seeker Lookup

Displaying 1 - 1 of 1

Name, username or email contains

User ID	Username	Email	First Name	Middle Initial	Last Name	Operations
168678	TEST_vetest1	<a href="mailto:vetest.careerforce+1@gmail.com">vetest.careerforce+1@gmail.com</a>	Vanessa	TEST	East	<input type="button" value="My Resumes"/>

# Accessing job seeker resumes

- Select the resume and then download

## My Resumes

You are currently viewing Vanessa TEST East TEST's resumes.

Resumes you've built or uploaded in the resume builder will be saved here. You can save one Master Resume, create up to five Tailored Resumes, and store up to five uploaded resumes at a time.

### Master Resume

[My Master Resume](#)

10/03/2025

### Tailored Resumes

[Nursing Education Resume](#)

10/03/2025

[Create a resume](#)

### Uploaded Resumes

[Jean Doe Logistics Resume.docx](#)

10/03/2025

[Jean Doe ABC Inc Resume.pdf](#)

10/03/2025

CareerForce™

[Find a Job](#) [Job Loss Resources](#) [Job Search Tools](#) [Education and Training](#) [Resources for](#)

[My Goals & Experience](#) [My Resumes](#)

[Go to previous step](#)

You are currently viewing Vanessa TEST East TEST's resume.

## Review, edit, or download your master resume

Review your resume and make any necessary edits to specific sections. Changes to your master resume will not affect any tailored resumes currently saved on your My Resumes page.

[Download master resume](#)

[Go to My Resumes](#)

## Jean Doe

Duluth, MN

[jdoe@gmail.com](mailto:jdoe@gmail.com) • 555-555-5555

Link 1: <https://www.careeronestop.org>

Link 2: <https://www.onetonline.org>

### SUMMARY

Experienced Nurse Practitioner with extensive knowledge of acute care best practices and experience in a variety of environments. Strong technology skills in Microsoft 365, Epic Systems, and MEDITECH software.

### SKILLS

- 15 years of experience in patient care
- Epic Systems
- Acute care nursing
- MEDITECH software
- Administration and management
- Document management

### EXPERIENCE

**Acute Care Nurse Practitioner** Regions Hospital **Jan 2023 - Present** Saint Paul, MN

- Maintain complete and detailed records of patients' health care plans and prognoses.



# Questions?

Thank you!

Ryan Wold and Heather Anderson